



TRIMLINE FIRES

Gas fire catalogue
Edition 2024





A warm welcome

Trimline Fires gas fireplaces are modern and chic, filled with technological advances and suitable for almost any spot in your house. Having a Trimline Fires will change home-feeling for ever. Find your spark!

Innovation and ambiance

If you've seen one of our appliances before, you will know that they burn bright and true. There is a lot that goes into creating these vibrant, steady flames. Innovating and perfecting our technologies are crucially important for creating the ultimate ambience and a perfectly burning fire. This is the only way to create the perfect ambience for your special moments.

Quality guaranteed

We specialise in decorative gas fires. We build, create and invent everything in-house, from beginning to end. We've been doing this all day, every day since 1974, full of passion and dedication. From initial testing in our workshop to the final creation in our manufacturing facility. We do whatever it takes to create an unparalleled,

supremely comfortable fireplace experience for you in your home!

Options

First-grade technologies, perfected by us, are the hallmark of Trimline Fires. We do it right, all the way. After all, if you're not aiming for perfection, why bother? Once the last log burns down, all that remains in the case of a 'real' fire is glowing embers. Our fireplaces mimic that effect, thanks to optional built-in LED burner beds.

European network

All over Europe, Trimline Fires fireplaces warm hearts and homes alike, from the rugged fjords of Norway to the icy peaks of the Alps in France – and, of course, in our own beloved Netherlands.



Frontal fireplaces

8



Corner fireplaces

36



Panoramic fireplaces

54



Tunnel fireplaces

70



Room divider fireplaces

84



Freestanding fireplaces

92



Trimline Fires creations

A warm welcome	3						
Endless options	6						
Frontal fireplaces	8	Panoramic fireplaces	54	Freestanding fireplaces	92	Product dimensions	128
Trimline 38 Front	10	Trimline 38 Panoramic	57	Our Gemstone series	94	Front models	128
Trimline 55XH Front	13	Trimline 63 Panoramic	58	Trimline Zircon	96	Front and Corner models	129
Trimline 63H Front	14	Trimline 64 Panoramic	60	Trimline Tourmaline	99	Corner and Panoramic models	130
Trimline 64 Front	16	Trimline 83 Panoramic	62	Trimline Topaz	102	Panoramic and Tunnel models	131
Trimline 70 Slim Line	18	Trimline 100 Panoramic	65	Trimline Opal	105	Room dividers	132
Trimline 73 Front	20	Trimline 120 Panoramic	66	Trimline Quartz	106	Freestanding Gemstone models	133
Trimline 73H Front	23	Trimline 140 Panoramic	68	Trimline White Quartz	109		
Trimline 83 Front	25			Trimline Obsidian	111	Product specifications	134
Trimline 100 Front	26	Tunnel fireplaces	70			Front series	134
Trimline 120 Front	29	Trimline 55XH Tunnel	72	Customisation	112	Corner series	135
Trimline 140 Front	30	Trimline 73H Tunnel	75	Burners	114	Panoramic series	136
Trimline 170 Front	32	Trimline 83 Tunnel	77	Burner bed options	116	Tunnel series	137
Trimline 170H Front	35	Trimline 100 Tunnel	78	Interiors	118	Room divider series	138
		Trimline 120 Tunnel	81	Remote control	120	Freestanding Gemstone series	139
		Trimline 140 Tunnel	82	Cutting edge technology	122		
Corner fireplaces	36			Closed gas fires	124	Innovative Heating	
Trimline 2050 On the Corner	38	Room divider fireplaces	84	Frequently asked questions	126	Solutions Group	140
Trimline 38 Corner	40	Trimline 73 Room Divider	86				
Trimline 63 Corner	42	Trimline 83 Room Divider	89				
Trimline 64 Corner	45	Trimline 85 Room Divider	91			Find your style	142
Trimline 83 Corner	46						
Trimline 100 Corner	48						
Trimline 120 Corner	51						
Trimline 140 Corner	52						



ENDLESS OPTIONS

We create ultimate luxury
by letting you customise
your fireplace



Customise it

Coming home will never be the same again. From now on, living in the moment and enjoying life to the fullest will be the new standard.

As standard our appliances are equipped with nice and necessary features. But we also offer the possibility to completely customise your fire. From a variety of different options you can create the fire of your dreams! Choose your preferred size, burner bed, interior and glass options.

Your fireplace, your style. Combine your favourite optional extras to create your ultimate feeling of home.



Controllability

Since a gas appliance is a convenience product, we offer different possibilities to control your fire. Use the standard remote control, or connect your fire with our home automation kit or a Wi-Fi connection.

Create the ultimate comfort that suits your style. You decide yourself what the fire in your home will look like.

Best-looking fires

We are proud to have the best-looking gas fires! Every new fire we develop we aim to continue developing the best looking fire. Because we want to have the best looking fires, now and in the future.

State-of-the-art technical ingenuity creates the ultimate cosy fire for you.



Frontal fireplaces



A frontal view on your fire

A burning fire generates heat, warming not just your home, but your heart too. A frontal fireplace has one-sided glass and is suitable to build into a wall. Perfect for having the authentic open fire feeling.





Trimline 38 Front

Living in a small home does not necessarily mean having fewer options!

The Trimline 38 Front is a very compact frontal fireplace, making even the smallest rooms feel cosy and inviting. It creates a luxury ambience with a single press of a button. With this fireplace a direct wall termination is possible. No chimney needed.

The standard version has a burner bed made of wooden logs and a lamelas interior. This fireplace also comes in a two- sided corner and three-sided panoramic version. On top of that, it is supplied with the Ecomax remote control and you have the option of adding Wi-Fi Control with our Trimline Fires app.





Trimline 55XH Front

With this taller fireplace, you need look no further for an eye-catcher. This fireplace is the wow factor in your interior. Enjoy the flames from the burning logs. Its imposing appearance means you will never want another fireplace. The Trimline 55XH is also available as a tunnel fire.

The standard version of this fireplace has a burner bed made of wooden logs and is equipped with a double burner. You can also opt for a built-in LED bed to add even more ambiance. On top of that, it comes with the Ecomax remote control and you have the options of adding Wi-Fi-control with our Trimline Fires app.

**Enjoy your fireplace,
even if the fire is not lit**

An optional LED burner bed creates
a wonderful smoldering effect.

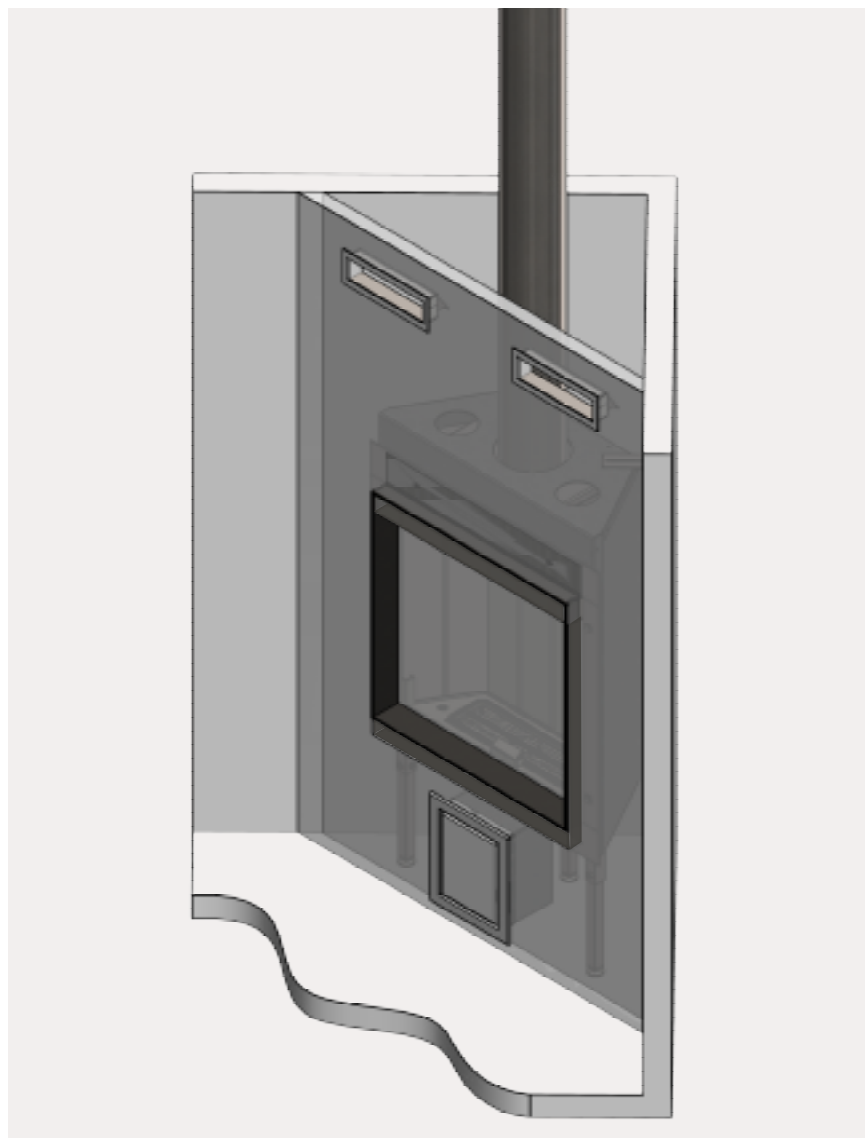


Trimline 63H Front

Do you have a narrow, sloping wall in one of your rooms, and are you looking to add warmth and cosiness to your home? The Trimline 63H Front could be perfect for you. This frontal fireplace can be installed in even the smallest spaces. The Trimline 63H Front is a gas fireplace with a Double Burner, which creates a beautiful interplay of flames while limiting the amount of heat being generated.

The standard version comes with a burner bed made of wooden logs and a lamelas interior. On top of that, it is supplied with the Ecomax remote control and you have the option of adding Wi-Fi Control with our Trimline Fires app.





Unique build-in possibility

The Trimline 63H Front is very versatile when it comes to build-in possibilities. Because of its tapered design it can be placed against a 80cm wall with an angle of 45 degrees.

Trimline 64 Front

Not the biggest fireplace, but certainly not the least one. The Trimline 64 Front is our smallest build-in fireplace with burning logs and an optional LED bed. Next step technology but still very achievable!

The build-in options of this fire are endless, in a wall, with a mantle or at the end of the dining table like ours is.

The standard version of this frontal fireplace has a burner bed made of wooden logs and a flat steel interior. By default, this fire is equipped with our Log Burner technology. The Trimline 64 series also includes a panoramic and corner version. It comes with the Ecomax remote control and you can choose to add Wi-Fi Control.



**Enjoy your fireplace,
even if the fire is not lit**

An optional LED burner bed creates
a wonderful smouldering effect.



Trimline 70 Slimline

With an innovative, versatile design the compact Trimline 70 Slimline is easy to install and simple to service. The Trimline 70 SL can be wall mounted and installed directly to any internal outside facing wall. One of the biggest advantages is the low installation depth of only 18cm! With an output of 3.8kW and an impressive efficiency rating of B, the Trimline 70 SL will fit perfectly with virtually all interiors with sleek lines for a contemporary living statement.

The Trimline 70 SL utilises the same features as the other appliances within the range and is remotely operated and supplied with a battery box as power supply.

The standard burner bed for the Trimline 70 SL is made of wooden logs, and the standard interior has a slatted design. On top of that, it is supplied with the Ecomax remote control and you have the options of adding Wi-Fi Control with our Trimline Fires app.





Integrated Heat Box

When the Trimline 70 SL is installed with the Integrated Heat Box, it allows you to construct the installation from combustible materials making the fire a versatile choice in most modern building applications.



Trimline 73 Front

Are you looking for a generous landscape fireplace, without having to sacrifice too much valuable space? Go for the Trimline 73 Front. It's the smallest landscape fireplace Trimline Fires offers and promises to elevate any room. Thanks to its Double Burner, the flames are both beautifully vibrant and energy efficient.

The standard burner bed for the Trimline 73 is made of wooden logs, and the standard interior has a slatted design. On top of that, it is supplied with the Ecomax remote control and you have the option of adding Wi-Fi Control with our Trimline Fires app.









Trimline 73H Front

This generous frontal fireplace will turn any room into a warm, comfortable space. The Trimline 73 High Front model is suitable for a range of interior styles and will provide the finishing touch for your interior vision. It can be built in, but also looks great combined with a traditional mantle. Its Double Burner will give you the dynamic fire of your dreams.

The standard version of this frontal fireplace comes with a burner bed made of wooden logs and a flat steel interior. It also looks great with other types of interiors, such as tile, brick and lamelas interior. On top of that, it is supplied with the Ecomax remote control and you have the option of adding Wi-Fi Control with our Trimline Fires app.





**Enjoy your fireplace,
even if the fire is not lit**

An optional LED burner bed creates
a wonderful smouldering effect.





Trimline 83 Front

This fireplace will be a majestic eye-catcher in your space. The Trimline 83 Front can be built in, but is also very stylish when combined with a traditional mantle. It fits within a wide range of interiors. What statement do you want to make with it?

The version of the Trimline 83 Front shown here has been installed low to the floor, to create the same kind of feeling as a traditional fireplace with mantle. The standard version has a burner bed made of wooden logs with Log Burner technology and an anthracite steel interior. This fireplace also comes in a two-sided corner or tunnel model and a three-sided panoramic or room divider version. On top of that, it is supplied with the Ecomax remote control and you have the option of adding Wi-Fi Control with our Trimline Fires app.



Trimline 100 Front

Create a stylish home with this compact frontal fireplace. The Trimline 100 Front is all about luxury and fits within a range of interiors. The Double Burner will create a beautifully vibrant fire while minimising energy consumption.

The standard version of this frontal fireplace has a burner bed made of wooden logs and a lamelas interior. The Trimline 100 series also includes a tunnel, panoramic and corner version. On top of that, it is supplied with the Ecomax remote control and you have the option of adding Wi-Fi Control with our Trimline Fires app.







Trimline 120 Front

This frontal fireplace will serve as a testament to your excellent taste and will fit in seamlessly in a range of interiors. It's particularly suited to modern interior design styles. Liven up your home with a single press of a button. The Trimline 120 Front is sure to enrich your life!

The standard version of the Trimline 120 Front has a burner bed made of wooden logs and a lamelas interior. On top of that, it is supplied with the Ecomax remote control and you have the option of adding Wi-Fi Control with our Trimline Fires app.



Trimline 140 Front

Are you looking for an extra little something?
An extra touch of elegance, or a super wide fireplace?
The Trimline 140 Front is sure to result in extra enjoyment!
Discover how luxurious your home can feel with the
addition of this fireplace. Deeply heart-warming elegance.

The standard version of this frontal fireplace comes with
a burner bed made of wooden logs and a Double Burner,
which creates beautifully vibrant flames while limiting
the amount of heat generated. The Trimline 140 Front also
comes in a corner, tunnel and panoramic version. On top of
that, it is supplied with the Ecomax remote control and you
have the option of adding Wi-Fi Control.







Trimline 170 Front

Do you agree with 'the wider, the better'? If so, this fireplace is for you!

This extra wide frontal fireplace with its Double Burner will add the ambience you're looking for to any room you install it in. The landscape model showcases many more flames than a regular fireplace and creates a very luxurious look. All this at a single press of a button! And if you want even more flames, order the version with a black glass interior that will reflect the fire, doubling the number of flames.

The standard version of the Trimline 170 Front has a burner bed made of wooden logs and a lamelas interior. It also has a Double Burner system. The version shown here has a basalt burner bed and a black glass interior. It comes with the Ecomax remote control and you can choose to add Wi-Fi Control with our Trimline Fires app.





Trimline 170H Front

It's the top of the bill, the Trimline 170H Front. The higher glass of 38cm gives you that little extra flame experience and is the pinnacle of luxury. Ours is build-in a wall and finished off with a luxury suede leather. Giving it a look you enjoy every single day.

The standard version of the Trimline 170H Front has a burner bed made of wooden logs and a lamelas interior. It also has a Double Burner system. The version shown here has a basalt burner bed and a black glass interior. It comes with the Ecomax remote control and you can choose to add Wi-Fi Control with our Trimline Fires app.



Corner fireplaces



Enjoy the fire from two sides

Corner fireplaces are perfect to put either in, or on a corner
in your house. Enjoy the sparkling flames from two sides.
Corner fireplaces are a recipe for a wonderful time!





Trimline 2050 On the Corner

Want to go for a unique look? This stylish fireplace will serve as a testament to your class and excellent taste, turning your L-shaped living room into a work of art. Light up your life with this fireplace that will make the room come alive with a single press of a button.

The standard version of the Trimline 2050 On the Corner comes with a flat steel interior and a premium grade burner bed made of wooden logs. It's perfect for L-shaped living rooms, because it can be mounted in the corner formed by two joining walls. On top of that, it comes with the Ecomax remote control and you have the option of adding Wi-Fi Control with our Trimline Fires app.





Trimline 38 Corner

A corner fireplace adds ambience to any room. The Trimline 38 Corner will deliver on its promise, even in the smallest rooms. Stylish and clever! This fireplace creates a luxurious ambience with a single press of a button. With this fireplace a direct wall termination is possible. No chimney needed.

The standard version of this corner fireplace has a burner bed made of wooden logs and a lamelas interior. The Trimline 38 is available in frontal, panoramic and freestanding versions. On top of that, it is supplied with the Ecomax remote control and you have the option of adding Wi-Fi Control with our Trimline Fires app.





Trimline 63 Corner

Even smaller homes can have a fireplace!
The Trimline 63 Corner is proof of this.
Especially designed for relatively small spaces,
it makes for a beautiful, built-in corner option.
Suitable for all interiors and for both left-handed
and right-handed corners.

The version shown here is at table-height and
features an extended corner set-up. The standard
Trimline 63 Corner has a burner bed made of wooden
logs and has a lamelas interior. There is also a
panoramic version. On top of that, it is supplied with
the Ecomax remote control and you have the option
of adding Wi-Fi Control with our Trimline Fires app.





**Enjoy your fireplace,
even if the fire is not lit**

An optional LED burner bed creates
a wonderful smouldering effect.



Trimline 64 Corner

Have you been thinking how to use that small corner in your room? Stop thinking, the answer is right here. It's the Trimline 64 Corner. Our smallest built-in corner fireplace with burning log technology fits your needs perfectly! With the optional LED burner bed, you are sure to enjoy this fireplace even when the fire is out.

The version shown here has a black glass interior but you can also choose grooved or a rock-patterned interior. By default, this fire is equipped with our Log Burner technology. No matter what version you choose, you will be getting a beautiful stylish fireplace. The 64 series also includes a frontal and panoramic version. It comes with the Ecomax remote control and you can choose to add Wi-Fi Control with our Trimline Fires app.



Trimline 83 Corner

A corner fireplace will turn any house into a true home, a place where you will want to spend lots of time. This corner fireplace ups the ante even further with its lavish appearance. Enjoy the regal, heart-warming allure of the Trimline 83 Corner.

The version shown here has a black grooved interior. You can also opt for a built-in LED bed to add even more interest. No matter what version you choose, you will be getting a beautiful stylish fireplace. By default, this fire is equipped with our Log Burner technology. Moreover, the 83 series includes a frontal, tunnel, room divider and panoramic version. It comes with the Ecomax remote control and you can choose to add Wi-Fi Control with our Trimline Fires app.






Trimline 100 Corner

Are you looking for the perfect corner addition for your romantic evenings? If so, look no further!

The spot where you install the Trimline 100 Corner, a wide yet compact landscape fireplace, will become the cosiest corner in the whole house.

The version shown here is a corner fireplace with a black glass interior – very chic! The standard version of the Trimline 100 Corner also comes as a tunnel, frontal and panoramic version. On top of that, it is supplied with the Ecomax remote control and you have the option of adding Wi-Fi Control with our Trimline Fires app.









Trimline 120 Corner

Just imagine it, a corner fireplace in your home... Think of all of the wonderful, cosy moments you'll have there! The Trimline 120 Corner makes these dreams possible. Prepare for ultimate relaxation by creating your own comfy, cosy corner.

The version shown here has been installed at a slightly higher level to align with the dining area. It has a black glass interior. The standard version of the Trimline 120 Corner has a burner bed made of wooden logs and a lamelas interior, and also comes in a panoramic, front and tunnel version. On top of that, it comes with the Ecomax remote control and you have the option of adding Wi-Fi Control with our Trimline Fires app.



Trimline 140 Corner

If you're looking for a gas fireplace that will draw attention and occupy a prominent position in your space, the Trimline 140 Corner will mark the end of your search! With this extra wide corner fireplace, relaxing is taken to a whole other level. A true upgrade for your room.

The version shown here has been installed at a higher level, perfect for in the kitchen. The standard version of the Trimline 140 Corner has a burner bed made of wooden logs and a lamelas interior. It also comes in a frontal, tunnel and panoramic version. On top of that, it is supplied with the Ecomax remote control and you have the option of adding Wi-Fi Control with our Trimline Fires app.





Panoramic fireplaces



Who doesn't like panoramic views?

If you want to enjoy the beautiful flames to the fullest, you should consider a panoramic fireplace. Due to its three sided glass you have an amazing panoramic view!







Trimline 38 Panoramic

Living small, without making concessions. Even small spaces can be elevated with the addition of a fireplace. The Trimline 38 Panoramic will realise your interior dreams. With this fireplace a direct wall termination is possible. No chimney needed. The panoramic version shown here has been installed in a narrow wall, perfectly centred between two windows.

The standard version of the Trimline 38 panoramic has a burner bed made of wooden logs and a lamelas interior. It also comes in a frontal and corner version. On top of that, it is supplied with the Ecomax remote control and you have the option of adding Wi-Fi Control with our Trimline Fires app.



Trimline 63 Panoramic

If you have a smaller home but dream of having a built-in panoramic fireplace, you've come to the right place! The Trimline 63 Panoramic is perfect for you. Designed for relatively small spaces, it has a sleek, compact design – a worthy addition to your interior.

The standard version of the Trimline 63 Panoramic has a burner bed made of wooden logs and a lamelas interior. There is also a corner version. On top of that, it comes with the Ecomax remote control and you have the option of adding Wi-Fi Control with our Trimline Fires app.





Trimline 64 Panoramic

Who says a luxurious home needs to be big? The Trimline 64 Panoramic proves you incorrect. This relatively small fireplace has it all! With its three-sided glass you have a perfect view on the burning logs from all over the room. This might be the fire you have always dreamed about!

The Trimline 64 Panoramic has lots of customisable features, but no matter which features you choose, the end result will be impeccably stylish. The 64 series also includes a frontal and corner version. By default, this fire is equipped with our Log Burner technology. It comes with the Ecomax remote control and you can choose to add Wi-Fi Control with our Trimline Fires app.



**Enjoy your fireplace,
even if the fire is not lit**


An optional LED burner bed creates
a wonderful smouldering effect.



Trimline 83 Panoramic

Imagine this panoramic fireplace lighting up your home! Think of all the wonderful evenings you'll enjoy gathered around this fireplace. The design is beautiful, and the resulting experience will be extraordinary. This eye-catching fireplace will add a unique ambience to any room. By default, this fire is equipped with our Log Burner technology.

The version shown here has a black glass interior. The Trimline 83 Panoramic has tons of customisable features, but no matter the features you choose, the end result will be impeccably stylish. Moreover, the 83 series also includes a frontal, tunnel, room divider and corner version. It comes with the Ecomax remote control and you can choose to add Wi-Fi Control with our Trimline Fires app.



**Enjoy your fireplace,
even if the fire is not lit**

An optional LED burner bed creates
a wonderful smouldering effect.







Trimline 100 Panoramic

A panoramic fireplace is the perfect way to add a sense of spaciousness to your home, and the Trimline 100 Panoramic manages to achieve that aim even in smaller spaces. It's a compact fireplace that truly sets the tone in your home. Ultimate luxury!

The version shown here has been installed at a lower level.

The standard version of this fireplace has a burner bed made of wooden logs and a lamelas interior. The Trimline 100 series also includes a tunnel, frontal and corner version. On top of that, it is supplied with the Ecomax remote control and you have the option of adding Wi-Fi Control with our Trimline Fires app.



Trimline 120 Panoramic

Bring an incredible atmosphere into your home with this wonderfully spacious panoramic fireplace. Enjoy the beautiful view and stylish ambience created by the dancing flames and the stunning design. The fire can be viewed from three sides. The Trimline 120 panoramic is a fireplace that's made to be seen and admired.

The standard version of this panoramic fireplace has a burner bed made of wooden logs and a lamelas interior. It also has a Double Burner. There are many different types of burner beds for you to choose from, because after all, your fireplace should match your sense of style! The Trimline 120 Panoramic also comes in a frontal, tunnel and corner version. On top of that, it comes with the Ecomax remote control and you have the option of adding Wi-Fi Control with our Trimline Fires app.



Trimline 140 Panoramic

Does your heart skip a beat when you spot a panoramic fireplace? Do you dream of having your loved ones gathered around your new fireplace? If so, the Trimline 140 Panoramic is perfect for you. With this extra wide gas fireplace, you'll have everything your heart desires.

The standard version of this panoramic fireplace comes with a burner bed made of wooden logs, a lamelas interior and a Double Burner. This Double Burner will ensure a beautiful interplay of flames, while limiting the amount of heat generated. The Trimline 140 Panoramic also comes in a corner, tunnel and frontal version. On top of that, it comes with the Ecomax remote control and you have the option of adding Wi-Fi Control with our Trimline Fires app.





Tunnel fireplaces



See-through fireplace in different rooms

A tunnel fire is something next level. You can install the fireplace to divide a space. Enjoy the fire from both sides, this creates a spacious effect by looking through the glass.





Trimline 55XH Tunnel

With a tunnel fire, you can enjoy the view on the fire from more than one room. A tunnel fire draws all the attention, without detracting it from the rest. On the contrary, it enhances the entire entourage. Trimline Fires fireplaces fit every style and design. The Trimline 55XH is 1.10 metres high, making it a real eye-catcher in the room.

The standard version of this fireplace has a burner bed made of wooden logs and is equipped with a double burner. You can also opt for a built-in LED bed to add even more ambiance. The Trimline 55XH Tunnel also comes in a front version. On top of that, it comes with the Ecomax remote control and you have the options of adding Wi-Fi-control with our Trimline Fires app.

**Enjoy your fireplace,
even if the fire is not lit**

An optional LED burner bed creates
a wonderful smouldering effect.





Trimline 73H Tunnel

A tunnel fireplace is all about elegance. It's a beautiful way to divide rooms. The Trimline 73H Tunnel was designed with extra height in mind, adding even more warmth and charm to your space.

The standard version of this tunnel fireplace has a burner bed made of wooden logs and a Double Burner. This burner creates a beautiful interplay of flames while limiting the amount of heat generated. The Trimline 73H Tunnel also comes in a room divider and frontal version. On top of that, it is supplied with the Ecomax remote control and you have the option of adding Wi-Fi Control with our Trimline Fires app.

Outdoor set

It is possible to place this fireplace in an outside wall to make a connection between inside and outside. Use our outdoor set for a maximum experience.





**Enjoy your fireplace,
even if the fire is not lit**

An optional LED burner bed creates
a wonderful smoldering effect.





Trimline 83 Tunnel

What is more magical than a fire visible from different rooms? This tunnel fireplace is designed to give you that ultimate feeling of being home. It gives your house an extra dimension, perfect to enjoy the fire with people you love and create special moments together.

The standard version of this fireplace has a burner bed made of wooden logs and is equipped with a double Log Burner. You can also opt for a built-in LED bed to add even more ambiance. The Trimline 83 Tunnel also comes in a room divider, frontal, corner and panoramic version. On top of that, it is supplied with the Ecomax remote control and you have the options of adding Wi-Fi Control with our Trimline Fires app.



Trimline 100 Tunnel

Tunnel fireplaces make a particularly stylish addition to your interior. They are perfect for connecting rooms. The Double Burner will create a beautifully vibrant fire while minimising energy consumption. The Trimline 100 Tunnel is the most compact tunnel fireplace available in a landscape version.

The standard version of this gas fireplace has a burner bed made of wooden logs. It also comes as a frontal, panoramic and corner version. On top of that, it is supplied with the Ecomax remote control and you have the option of adding Wi-Fi Control with our Trimline Fires app.





Trimline 120 Tunnel

This tunnel fireplace is the perfect way to connect spaces, allowing you to see into adjoining rooms. It's the perfect statement piece for your home, connecting not just rooms, but people as well. Make your house feel like a real home with this luxurious addition.

The Trimline 120 Tunnel is perfect for lots of different homes, not just in terms of its looks, but also its size. It's a medium sized gas fireplace that also comes in a frontal, corner, panoramic and tunnel version. Check out the surround of this fireplace! Beautifully build with rounded corners.

The standard version of the Trimline 120 Tunnel has a burner bed made of wooden logs. On top of that, it is supplied with the Ecomax remote control and you have the option of adding Wi-Fi Control with our Trimline Fires app.



Trimline 140 Tunnel

Being our largest tunnel fireplace, the Trimline 140 Tunnel will surely give you a satisfied feeling. Having this in your house is the top of the bill and something you will be proud of every time you walk by and light up the fire. Is there another way such as perfect to divide spaces?

The standard version of the Trimline 140 Tunnel has a burner bed made of wooden logs. On top of that, it comes with the Ecomax remote control and you have the options of adding Wi-Fi Control with our Trimline Fires app.





Room divider fireplaces



The best of both worlds

Who says an efficient solution can't be stylish at the same time? Get the best of both worlds with a room divider fireplace that does it all. The perfect solution!





Trimline 73 Room Divider

If you're looking for an extra tall fireplace that will add even more ambience to your home, look no further! This room divider fireplace is beautifully tall, and also narrow enough to still be practical. It's the perfect room divider! This three-sided Trimline 73 RD will enrich your home.

The standard version of this fireplace has a burner bed made of wooden logs and is equipped with a Double Burner. This burner creates a beautiful interplay of flames while limiting the amount of heat generated. The Trimline 73 RD also comes in a frontal and tunnel version. On top of that, it is supplied with the Ecomax remote control and you have the option of adding Wi-Fi Control with our Trimline Fires app.









**Enjoy your fireplace,
even if the fire is not lit**

An optional LED burner bed creates
a wonderful smouldering effect.

Trimline 83 Room Divider

Are you looking for a stylish way to separate a spacious room in your house? What about a room divider fireplace? It's a beautiful and practical manner to divide your room and to enjoy the interplay of flames from every side of your room.

By default, this fire is equipped with our Log Burner technology. This fireplace has a burner bed made of wooden logs and is equipped with a double Log Burner. You can also opt for a built-in LED bed to add even more ambiance. The Trimline 83 RD also comes in a tunnel, frontal, corner and panoramic version. On top of that, it is supplied with the Ecomax remote control and you have the options of adding Wi-Fi Control with our Trimline Fires app.



Trimline 85 Room Divider

For anyone looking for a landscape room divider fireplace, there's the Trimline 85 RD. A three-sided gas fireplace with an energy-efficient Single Burner. Even on the lowest setting, the flames dance and flow amply.

The standard version of this room divider fireplace has a burner bed made of wooden logs. An optional addition is anti-reflective glass. It comes with the Ecomax remote control and you can choose to add Wi-Fi Control with our Trimline Fires app.



Freestanding fireplaces



Authentic feelings

Gathering around the fireplace, the warmth of the flames embracing you. Freestanding fireplaces are easy to install and can be placed anywhere you like. Every fire has its own design with a specific appearance, to match your interior dreams!



FREESTANDING FIREPLACES

Our Gemstone series,
designed with a story

Discover the dazzling beauty that gemstones have to offer. Be enchanted by the endless sparkle and follow the unique curves of each stand-alone piece. Our freestanding fireplaces are named after gemstones for a reason, each appliance inspired by and imbued with the characteristics of a gem.

Trimline Zircon




Zircon is known to be a grounding stone that inspires, motivates and gives guidance when guidance is needed, therefore helping to achieve ones goals. Zircon has also been known to bring prosperity, especially with stones that contain golden or yellow colours.

Trimline Tourmaline



The Tourmaline is one of the most popular gemstones in the world. The Tourmaline is very versatile and can be found in various varieties. A Tourmaline is known to bring joy, happiness and beauty. Perfect qualities. Due to its versatility there's always one that fits you best!


Trimline Topaz



The meaning of topaz can be expressed both in the origin of its name and in its energy – it is a gemstone that carried the energy of fire. It used to be thought the topaz could make you invisible. Fortunately it's not, because this Topaz may be seen.

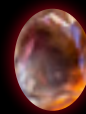


Trimline Opal




The Opal is one of the world's most beautiful and precious gemstone. They are known for their different colours and rounded shapes. Each Opal is a unique beauty. Hope, happiness and love are associated with the Opal, a stone to fall in love with!

Trimline Quartz



Quartz is a power stone that's prized as a healing stone. It has been called the 'Universal Crystal' because of its many uses and is beneficial for manifesting, healing, meditation, protection and channelling.

Trimline Obsidian



The Obsidian is just a little different from the rest. When lava cools rapidly, obsidian can form. Obsidian stimulates personal development and can help you to rediscover yourself. Working like a mirror.

Trimline Zircon

The Trimline Zircon is our smallest freestanding fire. Unique in its kind. Like small gemstones dazzling in its beauty.

The rounded corners and its open character give the fireplace a playful appearance. Create your own unique look. For a whimsical touch, add wooden blocks to the open bottom. The possibilities are endless. Try and discover your unique fireplace.

The standard version has a burner bed made of wooden logs and Log Burner technology for an optimal flames experience. The Zircon has a black glass interior as a standard. On top of that, it comes with the Ecomax remote control and you have the options of adding Wi-Fi Control with our Trimline Fires app.







**Enjoy your fireplace,
even if the fire is not lit**

An optional LED burner bed creates
a wonderful smouldering effect.



Trimline Tourmaline

This freestanding Trimline Tourmaline is not just a fireplace. If you look closely, you can see its beautiful details and possibilities.

The panoramic view of the flames, the burning logs and the LED burner bed bring you into an atmospheric environment. The Tourmaline has unique rounded corners. In combination with its smooth lines, it turns out to be a beautiful model that is a joy to the eye.

The standard delivery of the Tourmaline is without stools. The stools are optional in upholstery colour themes Wood or Fire. By default, this fire is equipped with our Log Burner technology. It has a burner bed made of wooden logs and burning logs for an optimal flames experience, and an anthracite steel interior. On top of that, it comes with the Ecomax remote control and you have the option of adding Wi-Fi Control with our Trimline Fires app.





DESIGN WITH A SMILE

A fireplace in your home should always look fantastic, even if the fire is turned off

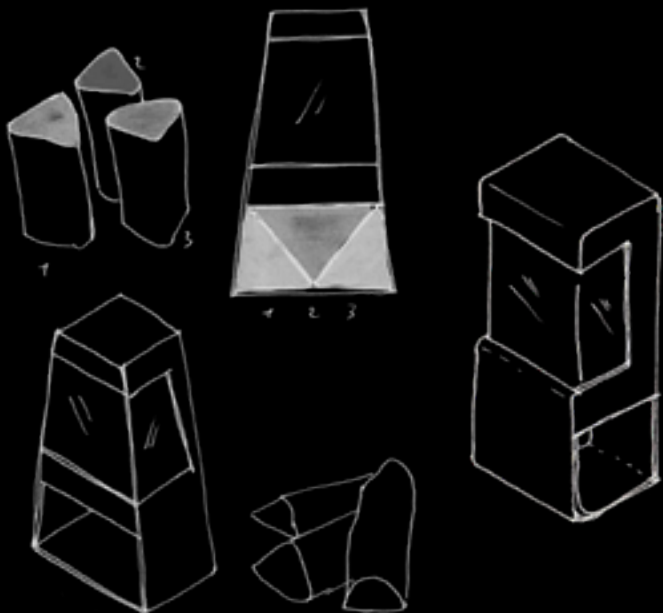
The beautifully designed Gemstone series is the result of the creative talents of Elke van Raamsdonk. Her fire for design lit at the Design Academy in Eindhoven. One of the world's leading design school, focusing on products that enhance human well-being.

Her passion for design is triggered by her desire to make the world a happier and a more beautiful place. With subtle adjustments, Elke knows how to give products a feminine touch. Softness, refinement and playfulness characterize her designs.

Elke has managed to make the Gemstone series' fires the beating heart of every home. With its refined and feminine touch, each fireplace draws your attention. The playfulness of the flames draws you in.

The Gemstone series is based on the new wave of Dutch Design. Minimalistic, experimental, innovative and with some sense of humour.

When creating these unique models, Elke had to Think Dutch. Designed with the desire of a warm get-together.



TRIMLINE TOURMALINE

Gather around your urban campfire



Grab your seats

It has never been easier to have the authentic fireplace feeling. This piece of furniture offers it all. You have the option of leaving the bottom of the fireplace open for logs. But you can also add a unique and stylish statement. Beautiful stools have been designed to give your fireplace that little bit extra. The wooden and fiery colours of the stools complement the fireplace perfectly.

Wood or fire

Gather around the fire, sitting on a specially designed stool. Feel the warmth of the dancing flames around you. The coloured stools at the bottom give the fireplace an extra dimension. Easy to reach and versatile to use.

Would you like to relax while lying down? Use the stool as a nice backrest, comfortable cushion or as an easy footrest.

Discover the different stools. The colours match the natural materials of the fireplace. The natural brown colour of the crackling logs in the fireplace, the fiery red colour of the flickering flames. Designed with the desire of a warm get-together.



Trimline Topaz

Does this fire look familiar? That is because it's family of the Trimline Tourmaline. Instead of placing the fireplace on the ground you hang this one on a wall. Unique for this fireplace is the wall can be of a combustibile material.

The standard version of the Topaz has our Log Burner technology and an anthracite steel interior. On top of that, it comes with the Ecomax remote control and you have the options of adding Wi-Fi-control with our Trimline Fires app.



**Enjoy your fireplace,
even if the fire is not lit**

An optional LED burner bed creates
a wonderful smouldering effect.







Trimline Opal

The Trimline Opal is proof you making a statement is not so hard. This round gas stove burns so nice and with its amazing rounded glass you have a wide look on the flames. Perfect for every interior. It adapts perfectly. Here's to many enjoyable memories!

The standard version has our Log Burner technology for an optimal flames experience, and an anthracite steel interior. On top of that, it comes with the Ecomax remote control and you have the options of adding Wi-Fi-control with our Trimline Fires app.





Trimline Quartz

Make the Trimline Quartz the centre of your home. Whether you have a large or small one, there is always room for the Trimline Quartz.

Feel the room's ambience change with the dazzling beauty of the freestanding fireplace. Want to try something a little different?

This freestanding fireplace can also be installed on narrow walls. The standard version has a burner bed made of wooden logs and a lamelas interior. On top of that, it comes with the Ecomax remote control and you have the options of adding Wi-Fi Control with our Trimline Fires app







Trimline White Quartz

The Trimline White Quartz is proof you don't need a large home to have a freestanding gas fireplace and now it is available in white as well. This can be your unique eyecatcher, the top of the bill. Sit down and relax, enjoy the playful flames of the White Quartz.

This freestanding fireplace can also be installed on narrow walls. On this picture you see the appliance with the Holetherm CC DECO system. The standard version has a burner bed made of wooden logs and a lamelas interior. On top of that, it comes with the Ecomax remote control and you have the options of adding Wi-Fi-control with our Trimline Fires app.







Trimline Obsidian

Are you hesitating between a freestanding fireplace and a built-in one? Then the Trimline Obsidian might win you over.

Enjoy your fireplace even when it's not on. An optional LED burner bed creates a beautiful smoldering effect. Easy to install like a freestanding fireplace, but with the technology and look of a built-in version.

The Obsidian is available in white and in black. Standard features of this fireplace include our Log Burner technology and an anthracite steel interior. The Ecomax remote is included and you can choose to control the fireplace with our Trimline Fires app via Wi-Fi.

CUSTOMISATION

Your style, down to
the very last detail

Custom work is an important element of Trimline Fires. A fireplace serves as your house's style icon. With Trimline Fires, you're in control of creating the source of your future luxury and comfort.

While a Trimline Fires fireplace will of course make your home warmer, literally speaking, from now on just the thought of coming home will warm your heart.

An important part of that is your freedom of choice. Besides many aesthetic options, we make no concessions in the realm of technology either. Technology and aesthetics will come together to reach every corner of your home. We do whatever it takes to create the ultimate experience for you!



• **Your fireplace interior**

Anthracite steel, black glass or bricks?
Choose the interior that fits you best!
See page 104 for more information.

• **Choose your own burner bed**

The burner bed is the wellspring in your fireplace.
Is your perfect burned bed sleek and modern or
traditionally beautiful.
See page 116 for more information.

• **Glowing wool for smouldering effect**

Even on the lowest setting the fire will still be
a sight to behold thanks to this gadget.

• **Finish off with wide trims**

Robust yet refined with wide trims. Looking
for that robust look? With 50mm trims you will
definitely make a statement. They don't only give
your fire a robust look, they are also the finishing
touch of your fire.



Choose your own type of glass

Anti-reflective glass mimics the look and feel of
an open fireplace – or choose our standard glass
which is just as heart warming.


Do you see the different glass in this picture?
With AR glass you don't have the mirror in your
glass anymore. And it seems as if there is no
glass window between you and the fire at all.

BURNERS

The best looking fire


Trimline Fires is continuously striving to create a realistic flame picture resembling a real wood fire. Appliances are equipped with various burner types each having their unique and specific layout and performance resulting in the best looking flame picture! For more information on used burner types and fuel bed options for each fire see technical data page 128.





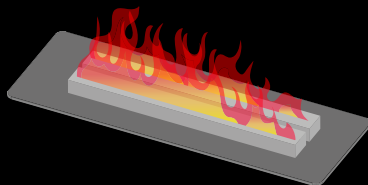
LED enhanced Log Burner

To create the ultimate live fire experience an innovative LED glowing fuel bed module is added to the Log Burner. This clever feature allows you to enjoy the fire even when it is not lit! The LED bed is optional and applicable for the fires with Log Burner technology. This is absolutely the top of the bill and something you can't resist. Enjoy the fire even when it's not burning.



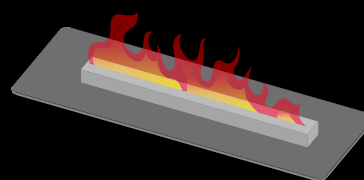
Log Burner

This innovative Log Burner technology cannot be distinguished from a natural living fire, the flames are directly flowing out of the wood logs! These Log Burners are available in a Single or Double Burner version. The Log Burner technology is used in our newest products such as the 83 and 64 series but also in two of our Gemstones, the Tourmaline and Zircon.



Double Burner

This burner has a double line back to back lay-out and it creates optimal controllability over your flame picture. By switching on only 1 burner it results in low heat output but still nice looking flames. From the 73 series until the Trimline 170, the Double Burner is used. This is our most common type of burner.



Single Burner

This is a flat burner creating a single line of flames. Basic & beautiful! You will find the Single Burner technology in particular in our smaller fireplaces such as the 38 series and 63 series. That's all you need in these fireplaces!



BURNER BED OPTIONS

The wellspring of your flames

The way the flames dance in your new fireplace will depend in large part on the burner bed, also known as the 'fire bed'; the wellspring of ultimate warmth and comfort in your home. The perfect combination of technology and design.

Apart from determining the movement of the flame, the burner bed also sets the tone for the rest of the fireplace. It is the foundation of your fireplace's design.

Are you one for sleek, clean looks, or do you prefer the romance of wooden logs? Anything is possible!





Wooden logs

Wood suggests warmth and comfort, even when it's not yet been lit. And then once you do light the fire, an atmosphere of nostalgia and romance is created. Pure authenticity! You can never go wrong with a burner bed made of wooden logs.



Basalt

Basalt and fire are inextricably linked. Basalt is essentially solidified lava, so a burner bed made of basalt takes you back to the origins of the fire. A beautiful material to help you create your dream decor.



Carrara stones

Pure, unadulterated elegance. Straight from the marble quarries of Carrara, Italy. Suitable for a wide range of decors, from sleek and minimalist to traditional.



Pebbles

Natural beauty to give your fireplace a rustic personality. Play around with natural elements to create the ultimate country feel – for those who like a more rugged look.

INTERIORS

Translate your desires into stunning designs

Thanks to our many interior styles, any setting can be created. You decide on the ambience that your future fireplace will exude. Become the master of your design – that of your fireplace, and of your whole room by extension. Our interiors are designed in such a way as to match any decor.

The start of finding your own style is having many options. Trimline Fires gives you those options. Chamber linings with many different styles and designs. Discover the options and translate your desires for your fireplace into stunning designs.



Anthracite steel

Our anthracite steel interiors have a slightly reflective quality, reinforcing the play of the fire for double the enjoyment. Zero concessions have been made in terms of either technology or design.

Glossy black glass

Glass is always special, especially when featured in a fireplace – even more so when the glass is black, and the fire starts playing against it – the glass exudes a uniquely warm, charming ambience that is both chic and elegant. The glass even reflects the fire, doubling the number of flames.



Lamelas interior

Let the fire speak for itself. When it comes to our lamelas interior, it's all in the details. Beauty in all it's simplicity. Lamelas are standard supplied with almost every build-in fire. Enjoy the fire.



Grooved panels

This sleek, modern, eye-catching backdrop will add interest to your fireplace and room. The grooved linings create a magical interplay between flames and design. Sleek and modern – the kind of interior that will continue to captivate, year after year.



Rock-patterned

Classic and stylish, with playful details. Perfect for people whose style is more casual and informal. The rock pattern will give your fireplace a sense of authentic charm.



Vermiculite tile

Your fireplace should feel like a warm blanket enveloping your home. Snug, cosy and utterly comforting. If you want to embrace the beauty of mother nature and a sleek look for your fireplace, choose vermiculite.



Brick wall

Traditional brick fills your fireplace with romantic ambience, exuding authenticity. The different shades of brown in the brick add a playful, cheeky note. Stunning!



REMOTE CONTROL

Experience maximum
comfort & ease of use



Ecomax remote control

This remote control will give you maximum controllability over the fire and all the options. Such as modulating and gas-saving functions. Supplied as standard with the fireplace.



Control the fire with the push of a button!



Puck remote control

The Puck is a nice looking basic remote control which allows you to control your fireplace easily.



Trimline Fires App

Simply control your fireplace with a swipe on your smart phone or tablet, using a Wi-Fi connection.



Wall switch

Have a fixed place in the house for operating your fireplace.



Wall mount bracket

With this optional wall mount, it becomes nearly impossible to lose your remote control!

CUTTING EDGE TECHNOLOGY

We excel at
technological ingenuity



Innovation and technology

If you've seen one of our fireplaces before, you will know that they burn bright and true. There is a lot that goes into creating these vibrant, steady flames. Innovating and the perfecting of our technologies are crucially important for creating the ultimate ambience and a perfectly burning fireplace, especially for gas fireplaces. This is the only way to create the perfect ambience for your special moments.

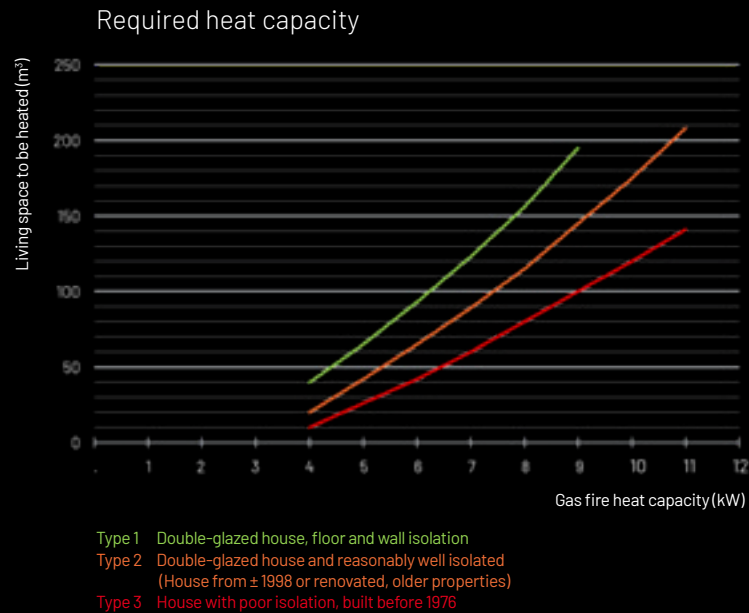
We specialise in gas fireplaces and gas heaters. We do everything in-house, from beginning to end. We've been doing this all day, every day since 1974, full of passion and dedication. From initial testing in our certified test laboratory to the final creation in our manufacturing facility. We do whatever it takes to create an unparalleled, supremely comfortable fireplace experience for you in your home!



Heat capacity

When buying a Trimline Fires gas fire you can determine the necessary heat capacity. In many cases our gas fires are used as an (extra) heat source when it gets cold.

By measuring the volume of the room in which the gas fire will be placed and by using the chart below, you can determine the required heat capacity.



Gas fire installation

Trimline Fires gas fires are easy to install. Each gas fire comes with all the necessary and required installation materials, like levelling feet to adjust the height of your fireplace, a built-in cabinet which houses the entire set of controls and a convection cabinet with grating for a comfortable heat distribution.

BALANCED FLUE GAS FIREPLACES

Flue systems

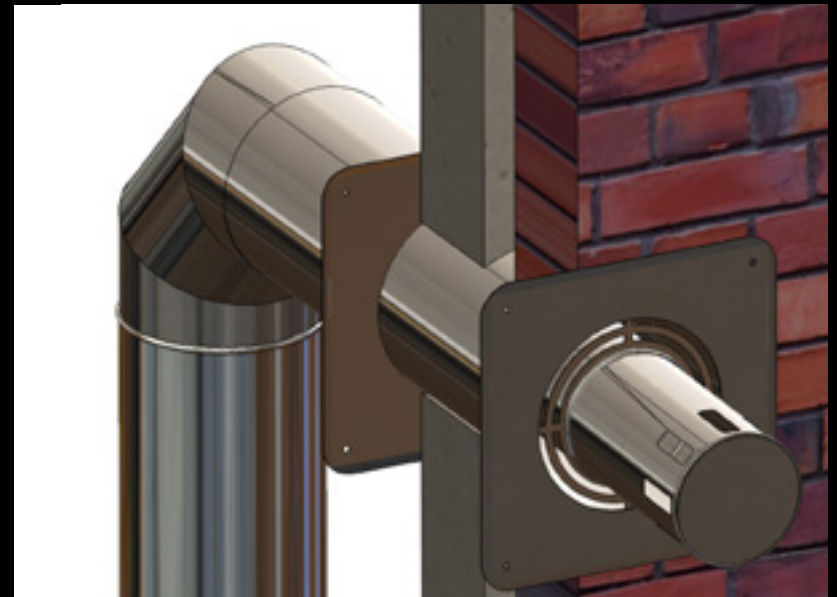


We advise our dealers HOLETHERM CC as the best concentric flue system. The HOLETHERM assortment offers solutions for every situation

Flue systems

In most cases Trimline Fires fireplaces make use of a concentric flue.

This compact system ensures that flue gases are safely exhausted and combustion air is added. You do not need a traditional chimney and you can use your facade for exhaust.



CC DECO

Within the CC range we also have Holetherm CC DECO. These are elegant connecting pipes between the appliance and flue. These pipes do not have locking bands and grooves, but are nice and tight and are also available in black coated stainless steel.



Quality

The materials used in the Holetherm systems meet the highest standards. This applies to both the stainless steel quality, the insulation material and the construction of the pipes. The Holetherm systems belong to the safest flue systems in the world and offer the longest warranty period.

At www.lewo.nl you can find more information about the concentric flue systems by Holetherm.



FREQUENTLY ASKED QUESTIONS

Things to be aware of when placing a gas fireplace



When you want to have a gas fireplace installed, there are several things to take into account. First of all it is important the fireplace suits your living space. Which heat output do you need? Is there an existing chimney or another flue?

1. Do I need electricity?

A power supply near the fireplace is not always necessary but desirable in some cases. This depends on the type of appliance and the accessories chosen. Operating your fireplace can be done in different ways. Completely to your liking.



2. Do I need a gas connection for a gas fire installation?

Even without a connection to the fixed natural gas network, it is possible to install a gas fireplace. Connecting to (bio)propane is also possible. In this case your fireplace will be connected to gas bottle or a tank of propane gas.

3. Can I connect my new fireplace to an existing chimney?

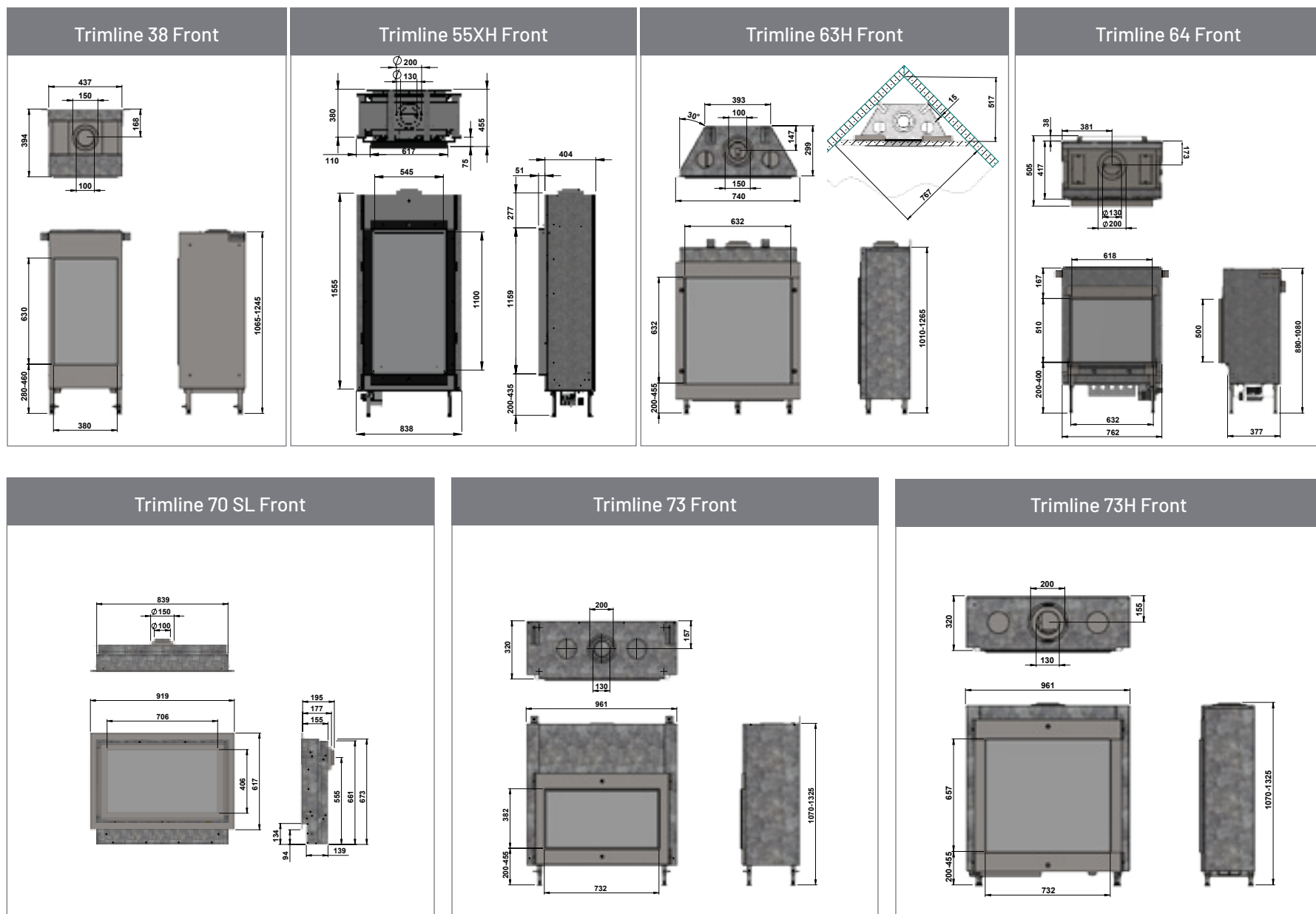
When you want to connect a new fireplace or stove to connect to an existing chimney, you can easily achieve this by using so-called renovation sets. These are available in our Holetherm flue range.

4. Always ask a professional for advice

Always seek advice from an authorized dealer and have the installation of your fireplace done by the dealer himself or by a recognised installation company. This way you can be sure that your fireplace is installed safely and expertly.

Front models

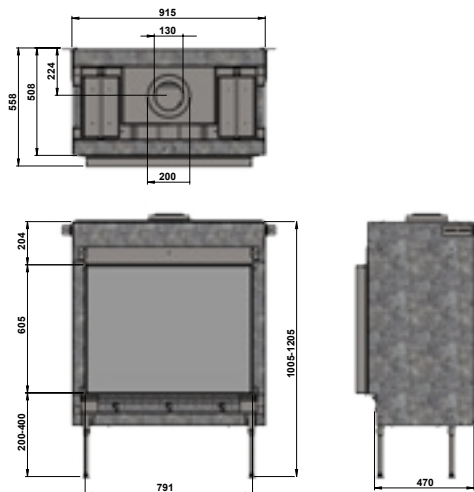
PRODUCT DIMENSIONS



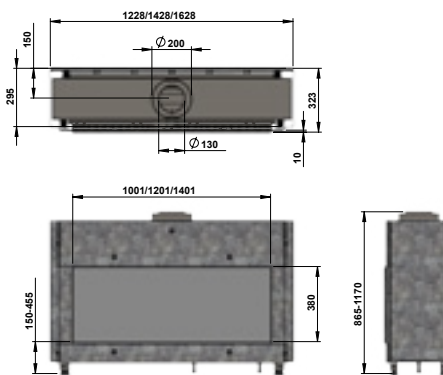
Front and Corner models

PRODUCT DIMENSIONS

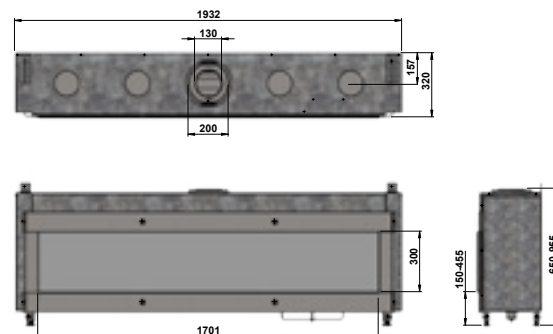
Trimline 83 Front



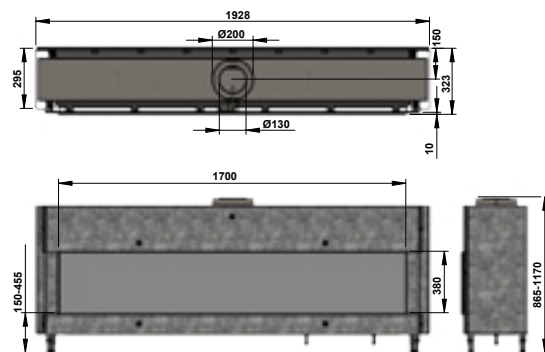
Trimline 100-120-140 Front



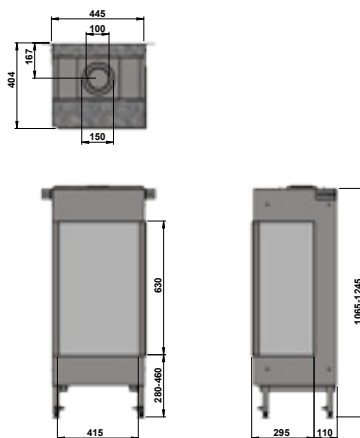
Trimline 170 Front



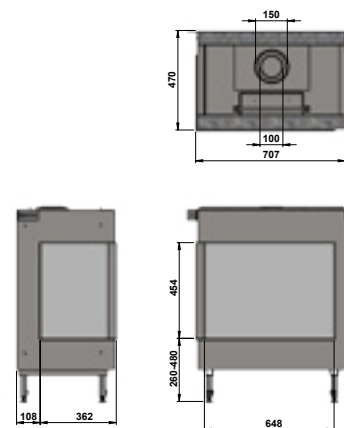
Trimline 170H Front



Trimline 38 Corner



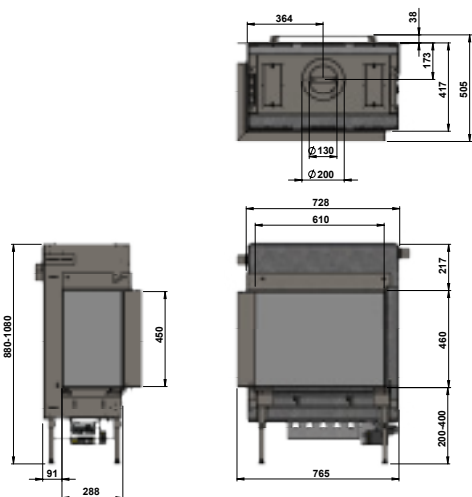
Trimline 63 Corner



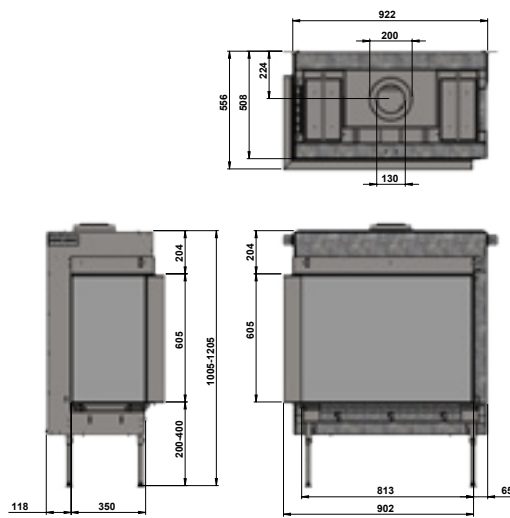
Corner and Panoramic models

PRODUCT DIMENSIONS

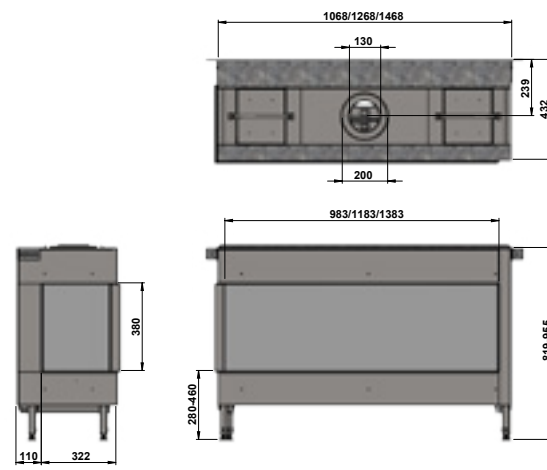
Trimline 64 Corner



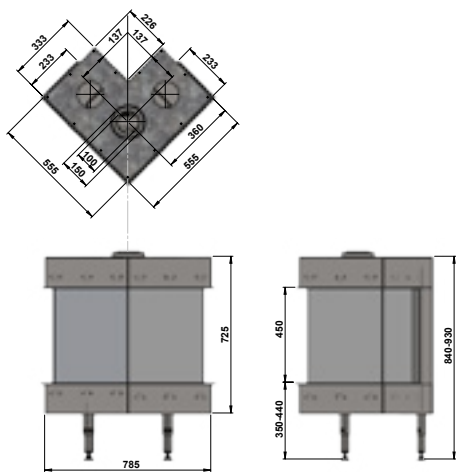
Trimline 83 Corner



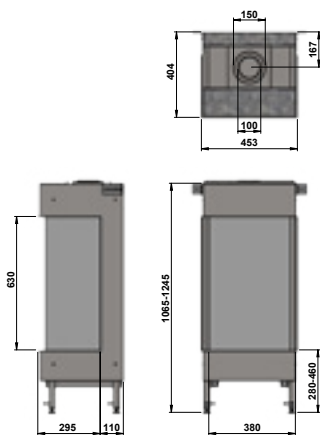
Trimline 100-120-140 Corner



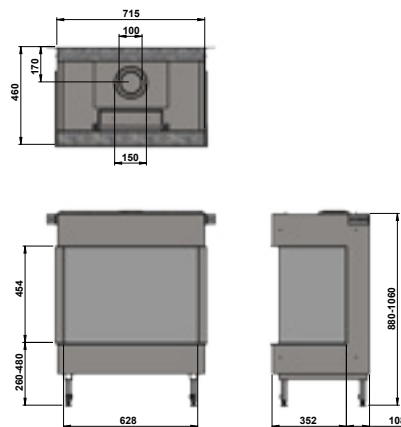
Trimline 2050 On the Corner



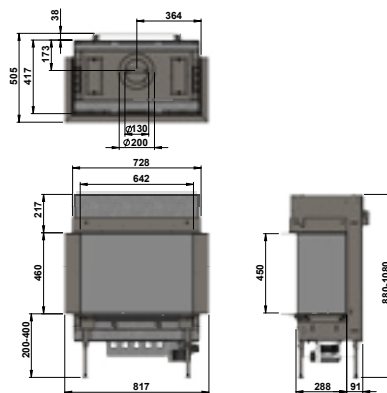
Trimline 38 Panoramic



Trimline 63 Panoramic



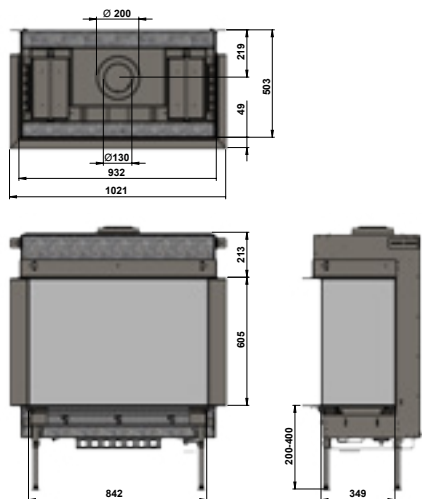
Trimline 64 Panoramic



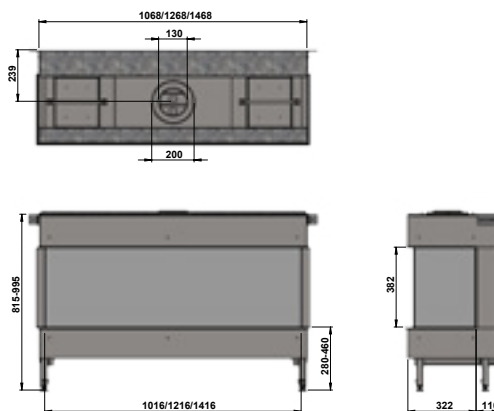
Panoramic and Tunnel models

PRODUCT DIMENSIONS

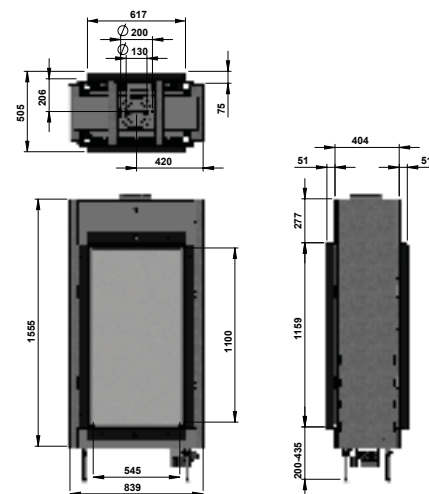
Trimline 83 Panoramic



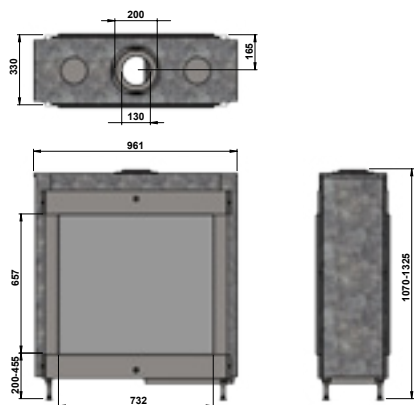
Trimline 100-120-140 Panoramic



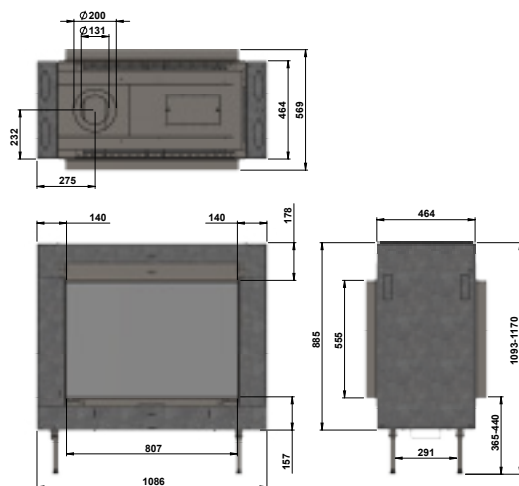
Trimline 55XHTunnel



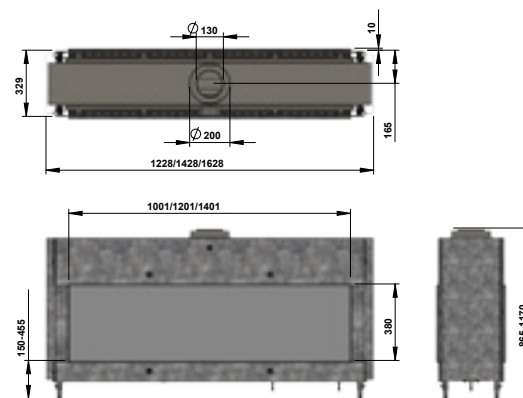
Trimline 73H Tunnel



Trimline 83 Tunnel



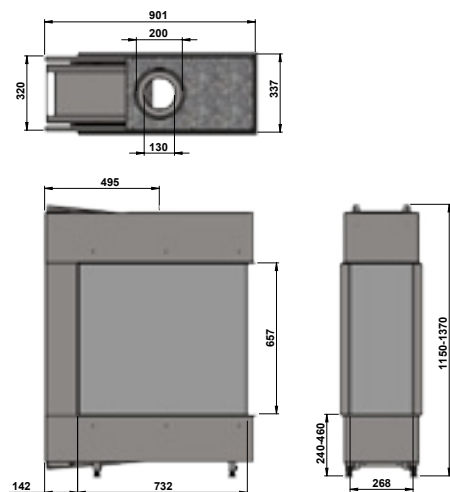
Trimline 100-120-140 Tunnel



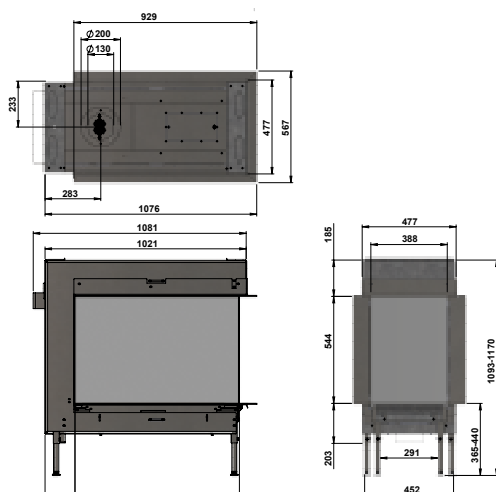
Room dividers

PRODUCT DIMENSIONS

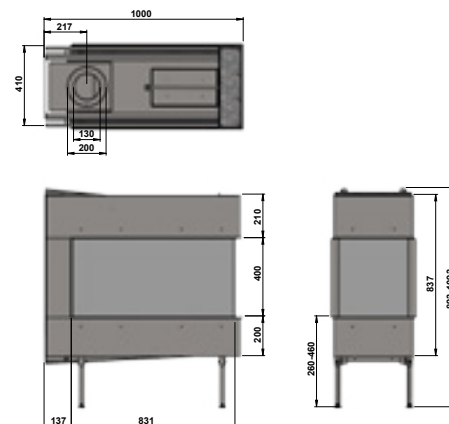
Trimline 73 Room Divider



Trimline 83 Room Divider



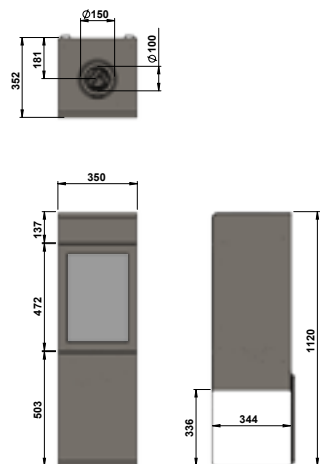
Trimline 85 Room Divider



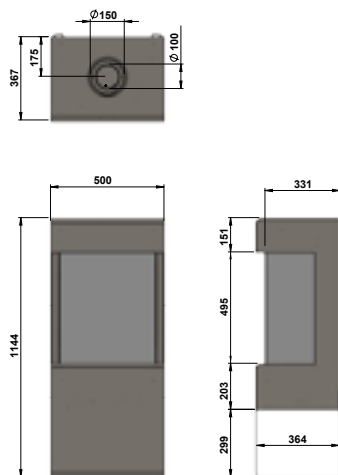
Freestanding Gemstone models

PRODUCT DIMENSIONS

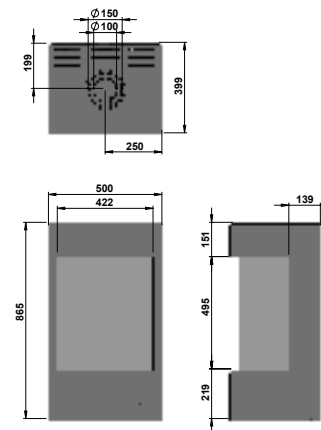
Trimline Zircon



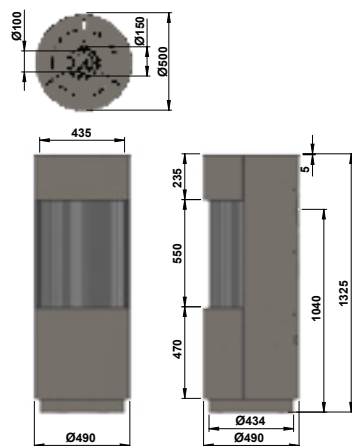
Trimline Tourmaline



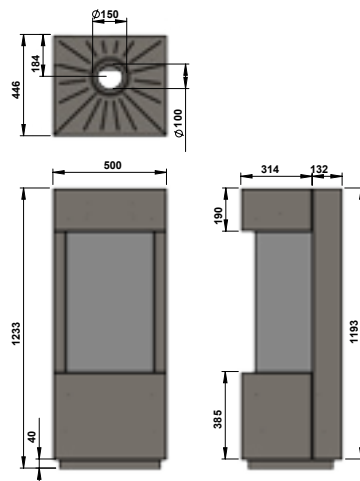
Trimline Topaz



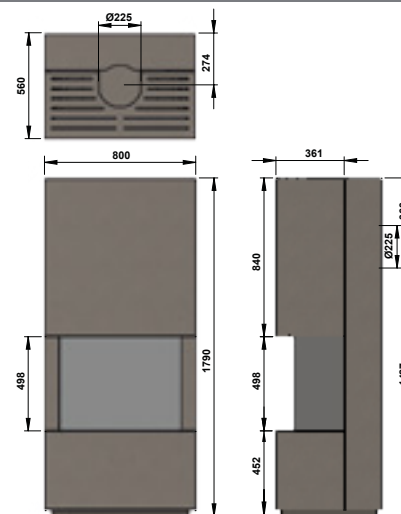
Trimline Opal



Trimline Quartz Black/White



Trimline Obsidian Black/White



Front series

PRODUCT SPECIFICATIONS

Appliance name	Trimline 38 Front		Trimline 55XH Front		Trimline 63H Front		Trimline 64 Front		Trimline 70SL Front		Trimline 73 Front		Trimline 73H Front		Trimline 83 Front		Trimline 100 Front		Trimline 120 Front		Trimline 140 Front		Trimline 170 Front	
Gas type	Nat. Gas	LPG	Nat. Gas	LPG	Nat. Gas	LPG	Nat. Gas	LPG	Nat. Gas	LPG	Nat. Gas	LPG	Nat. Gas	LPG	Nat. Gas	LPG	Nat. Gas	LPG	Nat. Gas	LPG	Nat. Gas	LPG	Nat. Gas	LPG
Heat input (kW)	6,4	6	12,7	12,2	9,2	8,4	9,5	11,2	4,5	4	11,4	9,3	11,4	9,3	11,5	11,9	10,2	9,6	12,8	10,2	13,8	12,7	14	13,9
Heat output max. (kW)	5,4	5,2	10,3	9,8	8,1	7,3	7,7	9,2	3,8	3,3	10,2	7,9	10,2	7,9	9,4	9,8	8	7,7	10,1	8	10,9	10,2	12,2	12,1
Heat output min. (kW)	2,8	2,5	3,8	3,2	2,5	2,3	3,2	2,8	2,8	2	3,1	2,6	3,1	2,6	2,6	2,6	2,7	3,3	4,6	3,6	4,5	3,9	3,5	3
Consumption (m³/h)/(kg/h LPG)	0,7	0,4	1,4	0,4	1	0,5	1	0,6	0,48	0,2	1,2	0,5	1,2	0,5	1,2	0,8	1	0,6	1,36	0,6	1,5	1,3	1,2	0,7
Heat efficiency* %	84	87	81	80	88	86	82	82	82	83	89	85	89	85	82	82	79	77	79	78	80	80	82	82
Energy label*	B	B	C	C	B	B	B	B	B	B	A	B	A	B	B	B	B	B	B	B	B	B	B	B
Flue diameter (mm)	100-150		130-200		100-150		130-200		100-150		130-200		130-200		130-200		130-200		130-200		130-200		130-200	
Weight (kg)	60		200		75		125		52		110		120		200		135		145		155		165	
Characteristics																								
Single / Double Burner	SB		DB		DB						SB		DB		DB						DB		DB	
Wood logs Single Burner																								
Wood logs Double Burner							DB								DB									
Features																								
Anthracite steel interior			✓				✓						✓		✓									
Lamelas interior	✓				✓				✓		✓						✓		✓		✓		✓	
Optionals																								
Lamelas interior													✓											
Black glass interior					✓		✓		✓				✓		✓		✓		✓		✓		✓	
Grooved panels interior							✓								✓									
Rock-patterned interior							✓						✓		✓									
Vermiculite tile interior									✓				✓											
Brick wall interior													✓											
Pebbles burner bed	✓				✓						✓		✓				✓		✓		✓		✓	
Carrara burner bed																	✓		✓		✓		✓	
Basalt burner bed																	✓		✓		✓		✓	
LED glowing burner bed							✓								✓									
Wide trims					✓						✓		✓				✓		✓		✓		✓	

* Best efficiency



Corner series

PRODUCT SPECIFICATIONS

Appliance name	Trimline 2050 On the Corner		Trimline 38 Corner		Trimline 63 Corner		Trimline 64 Corner		Trimline 83 Corner		Trimline 100 Corner		Trimline 120 Corner		Trimline 140 Corner	
Gas type	Nat. Gas	LPG	Nat. Gas	LPG	Nat. Gas	LPG	Nat. Gas	LPG	Nat. Gas	LPG	Nat. Gas	LPG	Nat. Gas	LPG	Nat. Gas	LPG
Heat input (kW)	8,8	8,5	6,4	6	8,4	8,1	9,5	11,2	11,5	11,9	11,2	9,7	13,1	9,9	14,5	12,4
Heat output max. (kW)	8,3	7,8	5,4	5,2	7,1	6,8	7,7	9,2	9,4	9,8	9,4	8,1	10,9	8,1	12	10,6
Heat output min. (kW)	2,8	2,5	2,8	2,5	3,3	3,2	3,2	2,8	2,6	2,6	2,9	3,6	2,5	2	3	3
Consumption (m³/h) / (kg/h LPG)	0,9	0,5	0,7	0,4	1	0,6	1	0,6	1,2	0,8	1,1	0,6	1,1	0,6	1,5	0,7
Heat efficiency* %	94	92	84	87	84	84	82	82	82	82	84	84	83	82	83	86
Energy label*	A	A	B	B	B	B	B	B	B	B	B	B	B	B	B	B
Flue diameter (mm)	100-150		100-150		100-150		130-200		130-200		130-200		130-200		130-200	
Weight (kg)	85		60		100		125		200		140		150		180	
Characteristics																
Single / Double Burner	SB		SB		SB						DB		DB		DB	
Wood logs Single Burner																
Wood logs Double Burner							DB		DB							
Features																
Anthracite steel interior	✓						✓		✓							
Lamelas interior			✓		✓						✓		✓		✓	
Optionals																
Lamelas interior																
Black glass interior					✓		✓		✓		✓		✓		✓	
Grooved panels interior							✓		✓							
Rock-patterned interior							✓		✓							
Vermiculite tile interior																
Brick wall interior																
Pebbles burner bed			✓		✓						✓		✓		✓	
Carrara burner bed											✓		✓		✓	
Basalt burner bed											✓		✓		✓	
LED glowing burner bed							✓		✓							
Wide trims			✓		✓						✓		✓		✓	

*Best efficiency



Panoramic series

PRODUCT SPECIFICATIONS

Appliance name	Trimline 38 Panoramic		Trimline 63 Panoramic		Trimline 64 Panoramic		Trimline 83 Panoramic		Trimline 100 Panoramic		Trimline 120 Panoramic		Trimline 140 Panoramic	
Gas type	Natural Gas	LPG	Natural Gas	LPG	Natural Gas	LPG	Natural Gas	LPG	Natural Gas	LPG	Natural Gas	LPG	Natural Gas	LPG
Heat input (kW)	6,4	6	8,4	8,1	9,5	11,2	11,5	11,9	11,2	9,7	13,1	9,9	14,5	12,4
Heat output max. (kW)	5,4	5,2	7,1	6,8	7,7	9,2	9,4	9,8	9,4	8,1	10,9	8,1	12	10,6
Heat output min. (kW)	2,8	2,5	3,3	3,2	3,2	2,8	2,6	2,6	2,9	3,6	2,5	2	3	3
Consumption (m³/h)/(kg/h LPG)	0,7	0,4	1	0,6	1	0,6	1,2	0,8	1,1	0,6	1,1	0,6	1,5	0,7
Heat efficiency* %	84	87	84	84	82	82	82	82	84	84	83	82	83	86
Energy label*	B	B	B	B	B	B	B	B	B	B	B	B	B	B
Flue diameter (mm)	100-150		100-150		130-200		130-200		130-200		130-200		130-200	
Weight (kg)	60		100		125		200		140		150		180	
Characteristics														
Single / Double Burner	SB		SB						DB		DB		DB	
Wood logs Single Burner														
Wood logs Double Burner					DB		DB							
Features														
Anthracite steel interior					✓		✓							
Lamelas interior	✓		✓						✓		✓		✓	
Optionals														
Lamelas interior														
Black glass interior			✓		✓		✓		✓		✓		✓	
Grooved panels interior					✓		✓							
Rock-patterned interior					✓		✓							
Vermiculite tile interior														
Brick wall interior														
Pebbles burner bed	✓		✓						✓		✓		✓	
Carrara burner bed									✓		✓		✓	
Basalt burner bed									✓		✓		✓	
LED glowing burner bed					✓		✓							
Wide trims	✓		✓						✓		✓		✓	

*Best efficiency



Tunnel series

PRODUCT SPECIFICATIONS

Appliance name	Trimline 55XH Tunnel		Trimline 73H Tunnel		Trimline 83 Tunnel		Trimline 100 Tunnel		Trimline 120 Tunnel		Trimline 140 Tunnel	
Gas type	Natural Gas	LPG	Natural Gas	LPG	Natural Gas	LPG	Natural Gas	LPG	Natural Gas	LPG	Natural Gas	LPG
Heat input (kW)	12,7	12,2	11,4	9,3	12,2	13,9	10,2	9,6	12,8	10,2	13,8	12,7
Heat output max. (kW)	10,3	9,8	10,2	7,9	10,2	11,5	8	7,7	10,1	8	10,9	10,2
Heat output min. (kW)	3,8	3,2	3,1	2,6	3,7	3,5	2,7	3,3	4,6	3,6	4,5	3,9
Consumption (m³/h) / (kg/h LPG)	1,4	0,4	1,2	0,5	1,3	0,8	1	0,6	1,36	0,6	1,5	1,3
Heat efficiency* %	81	80	89	85	83	83	79	77	79	78	80	80
Energy label*	C	C	A	B	B	B	B	B	B	B	B	B
Flue diameter (mm)	130-200		130-200		130-200		130-200		130-200		130-200	
Weight (kg)	200		110		225		135		145		155	
Characteristics												
Single / Double Burner	DB		DB				DB		DB		DB	
Wood logs Single Burner												
Wood logs Double Burner					DB							
Features												
Anthracite steel interior	✓		✓		✓		✓		✓		✓	
Lamelas interior												
Optionals												
Lamelas interior												
Black glass interior					✓							
Grooved panels interior					✓							
Rock-patterned interior					✓							
Vermiculite tile interior												
Brick wall interior												
Pebbles burner bed			✓				✓		✓		✓	
Carrara burner bed							✓		✓		✓	
Basalt burner bed							✓		✓		✓	
LED glowing burner bed					✓							
Wide trims			✓				✓		✓		✓	

*Best efficiency



Room divider series

PRODUCT SPECIFICATIONS

Appliance name	Trimline 73 Room Divider		Trimline 83 Room Divider		Trimline 85 Room Divider	
Gas type	Natural Gas	LPG	Natural Gas	LPG	Natural Gas	LPG
Heat input (kW)	11,4	9,3	12,2	13,9	9,9	9,7
Heat output max. (kW)	10,2	7,9	10,2	11,5	9,1	8,2
Heat output min. (kW)	3,1	2,6	3,7	3,5	3	2,5
Consumption (m³/h) / (kg/h LPG)	1,2	0,5	1,3	0,8	1,1	0,3
Heat efficiency* %	89	85	83	83	92	84
Energy label*	A	B	B	B	A	B
Flue diameter (mm)	130-200		130-200		130-200	
Weight (kg)	110		225		130	
Characteristics						
Single / Double Burner	DB				SB	
Wood logs Single Burner						
Wood logs Double Burner			DB			
Features						
Anthracite steel interior	✓		✓		✓	
Lamelas interior						
Optionals						
Lamelas interior						
Black glass interior			✓			
Grooved panels interior			✓			
Rock-patterned interior						
Vermiculite tile interior						
Brick wall interior						
Pebbles burner bed	✓				✓	
Carrara burner bed					✓	
Basalt burner bed					✓	
LED glowing burner bed			✓			
Wide trims	✓				✓	

* Best efficiency



Freestanding Gemstone series

PRODUCT SPECIFICATIONS

Appliance name	Trimline Zircon		Trimline Topaz		Trimline Tourmaline		Trimline Opal		Trimline (White) Quartz		Trimline (White) Obsidian	
Gas type	Natural Gas	LPG	Natural Gas	LPG	Natural Gas	LPG	Natural Gas	LPG	Natural Gas	LPG	Natural Gas	LPG
Heat input (kW)	4,6	5,4	6,8	6,5	6,8	6,5	6,9	6,2	6,4	6,5	9,5	11,2
Heat output max. (kW)	3,9	4,3	5,3	5,2	5,3	5,2	5,5	5,0	5,4	5,2	7,7	9,2
Heat output min. (kW)	2,9	2,8	3,7	3,8	3,7	3,8	1,6	2,8	2,8	2,5	3,2	2,8
Consumption (m³/h) / (kg/h LPG)	0,5	0,3	0,7	0,3	0,7	0,3	0,7	0,2	0,7	0,4	1	0,6
Heat efficiency* %	84	80	79	80	79	80	79	84	82	84	82	82
Energy label*	B	C	C	C	C	C	C	C	B	B	B	B
Flue diameter (mm)	100-150		100-150		100-150		100-150		100-150		130-200	
Weight (kg)	65		65		70		75		60		125	
Characteristics												
Single / Double Burner			DB				DB		SB		DB	
Wood logs Single Burner	SB											
Wood logs Double Burner					DB							
Features												
Anthracite steel interior			✓		✓		✓				✓	
Lamelas interior									✓			
Optionals												
Lamelas interior												
Black glass interior			✓		✓							
Grooved panels interior												
Rock-patterned interior												
Vermiculite tile interior												
Brick wall interior												
Pebbles burner bed									✓			
Carrara burner bed												
Basalt burner bed												
LED glowing burner bed			✓		✓		✓				✓	
Wide trims											✓	

* Best efficiency





INNOVATIVE HEATING SOLUTIONS GROUP

All your fire needs, provided by
our unique solutions



Innovative Heating Solutions Group (the IHS Group) is a collection of Dutch companies consisting of LEWO BV, Home Fire BV and thermoCet International BV. The IHS Group is a leading producer and distributor of innovative, sustainable ambient heating products.

Everything you need in one place

With unique stoves, fireplace solutions, flue gas systems, accessories and other parts, the IHS Group meets the complete needs and specific wishes of every customer.



thermoCet International BV

thermoCet has been active in the development and production of gas and wood-fired fireplaces since 1974. Products are developed by our own R&D department and ultimately CE approved. The utmost care is given to quality, durability, installation and ease of operation. Production and assembly take place in our own factory. The fireplaces have been sold under the name Trimline Fires since 2019, and the range of gas fireplaces has been further expanded with built-in and free standing fireplaces, wood and pellet stoves, and electric fireplaces.

LEWO BV

Under the name Holetherm, metal ware factory LEWO produces high-quality flue gas exhaust systems from stainless steel in Woudenberg. The development of new products also takes place in our own ISO-certified factory. Since 2022, De Hoeken BV (DHK) has been integrated within LEWO. As a result, LEWO now also offers a complete range of fireplace parts and accessories to complete the installation of your fireplace.

Home Fire Creations BV

With more than 30 years of experience, Home Fire is a supplier of high-quality fires. Home Fire specialises in the design, creation, and project-based delivery of unique fireplace solutions. The result is beautiful projects for luxurious residential and holiday homes, design gardens and hospitality. Due to the unique combination of companies, Home Fire can deliver a project from A to Z. This is where the strength of the IHS Group and its products come together.



FEEL VERY WELCOME

Find your style and make
your dreams come true



You have now reached the last page of our brochure,
but of course Trimline Fires has even more to offer.



Fire has a magical, spiritual quality, and
Trimline Fires fireplaces have that quality too.
Come and see our flames burning for real!

Scan this QR code and you will directly be
guided to our website www.trimlinefires.com

We hope to inspire you even more on our social media channels,
so please feel free to follow us for even more stunning interior examples,
video's and information.

We are incredibly curious to know what your dream fireplace looks like.
Tag us on social media and show us your spark!

You are always welcome to see our fireplaces at one of our qualified
dealers. Get the real fire burning, feel the warmth and create the ultimate
ambience with our hearth-warming creations!



This brochure has been compiled with the greatest possible care.
However, Trimline Fires reserves the right to alter designs and
specifications without prior notice.





Heart-warming creations



Trimline Fires

Gas fireplaces | Electric fireplaces | Wood stoves | Pellet stoves

thermoCet International BV

Laagerfseweg 27, 3931 PC Woudenberg, the Netherlands

info@trimlinefires.com

www.trimlinefires.com

