

Trimline 38 FS

FREE STANDING BALANCED FLUE GAS FIRE



Trimline 38 FS







The standard version has a burner bed made of wooden logs and a lamelas interior. The compact 38 series also includes a frontal, panoramic and corner version. On top of that, it comes with the Ecomax remote control and you have the options of adding Wi-Fi-control with our Trimline Fires app.

Perfection with a capital P
The Trimline 38 FS is proof you don't need a large home to have a freestanding gas fireplace. This is a gorgeous, very lavish freestanding eyecatcher, adding special ambience to any room. This freestanding fireplace can also be installed on narrow walls.











Product specifications

FEATURES

-  Balanced flue gas fire
-  Panoramic model
-  Single burner
-  Wood logs fuel bed
-  Ecomax remote control
-  Lamelas interior

OPTIONALS

-  Pebbles fuel bed
-  Anti reflective glass
-  Mains adapter GV60
-  Wall bracket remote control
-  Dometica smart connection
-  Wall switch
-  Set for app control
-  Puck control

Styling & Optionals

Ecomax remote control

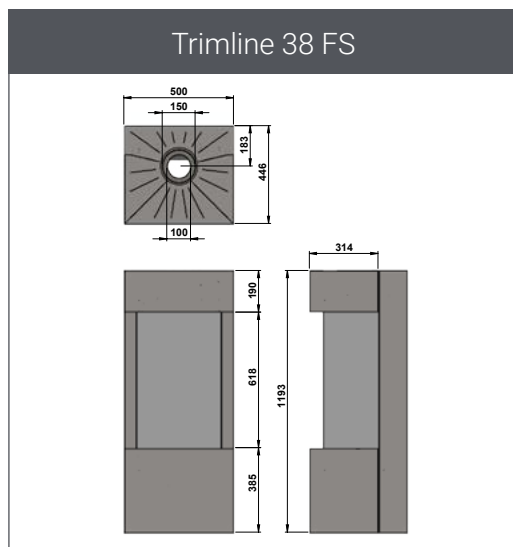
For absolute ease of use all appliances are supplied with an Ecomax remote system that controls the fire at the touch of a button.



Options interior finish materials and Trimline Wi-Fi control

For that extra WOW factor, there is also an option to choose the pebbles fuel bed. Other available upgrades include Wi-Fi and anti-reflective glass.





Installation details

Concentric flue system

Using the THC-CC double wall chimney system the flue gases are safely transported to the outside and fresh combustion-air is pulled inside the appliance. Balanced flue appliances can be installed using a wall terminal so no traditional chimney is needed. THC-CC is made of high quality stainless steel and approved according CE standards in combination with the Trimline appliances.



Balanced flue gas fire

One of the most innovative aspects of the Trimline 38 FS is that there is no need for an existing chimney to be present. This is all down to the clever features of our balanced flue gas fire, that is fully room sealed. Not only does this make for a highly efficient and safe appliance, but when combined with our concentric flue system, our fires can be positioned in virtually any part of your home with a relatively simple 'chimney breast' built around it. A direct wall outlet from the back of the fire makes the installation even easier.

Appliance name	Trimline 38 FS			
Appliance type	Balanced flue free standing gas fire (C11, C31, C91)			
Purpose	Ambient heating, real flames			
Engine identification	1071 (P/FS)			
Gas type -pressure	Natural gas G25.3 – 25 mbar	Natural gas G20 – 20 mbar	Natural gas G25 – 20 mbar	LPG G30/31 – 28-50 mbar
Heat input (kW)	6.1	6.4	6.0	6.5
Heat output max (kW)	5.1	5.4	4.9	5.2
Heat output min (kW)	2.7	2.8	2.6	2.5
Consumption (m³/h and kg/h LPG)	0.7	0.7	0.74	0.4
Efficiency (%)	82	82	82	84
Energy label highest efficiency	B	B	B	B
Flue lay out wall termination	Direct NG only and indirect 1m vertical and max 4m horizontal			
Weight (kg)	75			
Efficiency class EN613	1			
NOx Class	5			
PIN ID CE	0461CN1009			
Gas connection	3/8" outside connection			
Electrical connection	6VDC battery powered			
Gas control system	Mertik Maxitrol SYMAX B6R radio controlled 866 mHz			
Safety	Thermocouple flame supervision and pressure hatches			
Heat distribution	Internal convection system			
Connectivity	Optional App control (Android and IOS), wall switch and domotica connection			
Flue type and diameter	Holetherm-CC concentric flue 100-150mm			
Standard supplied	Adjustable legs – Convection chamber and grills – Wall brackets – Log set			
Optional	Black painted concentric flue			
Remarks	Distance to combustible walls, see installation manual			