

Trimline 100 Front/Tunnel

COMPACT AND STYLISH ONE METER LANDSCAPE FIREPLACE



Product specifications

FEATURES



Balanced flue gas fire



Front model



Tunnel model



Double burner



Wood logs fuel bed



Ecomax remote control



Antracite steel panel interior



Lamelas interior

OPTIONALS



Pebbles fuel bed



Carrara fuel bed



Basalt fuel bed



Black glass interior



Anti reflective glass



Wide trims



Mains adapter GV60



Wall bracket remote control



Domotica smart connection



Wall switch



Set for app control



Puck control

Create a stylish home with this compact fireplace. The Trimline 100 Front/Tunnel is all about luxury and fits within a range of interiors. The double burner will create a beautifully vibrant fire while minimising energy consumption.

The standard burner bed for the Trimline 100 Front/Tunnel is made of wooden logs, and the standard interior has a slatted design. On top of that, it comes with the Ecomax remote control and you have the options of adding Wi-Fi-control with our Trimline Fires app.



Styling & Optionals


Ecomax remote control

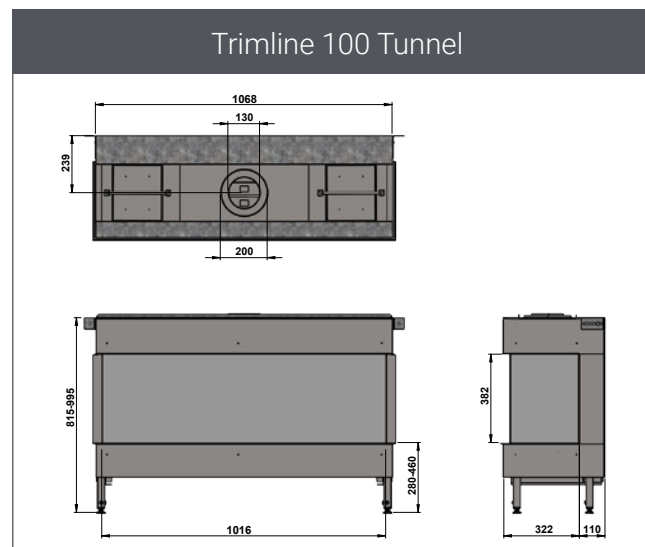
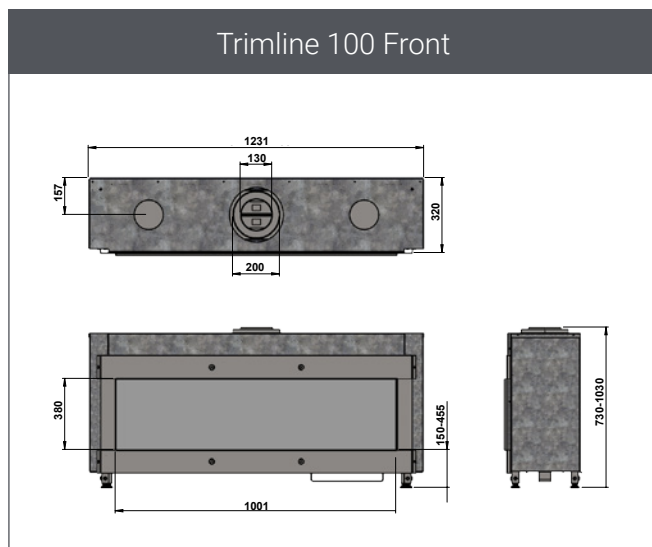
For absolute ease of use all appliances are supplied with an Ecomax remote system that controls the fire at the touch of a button.



Options interior finish materials and Trimline Wi-Fi control

For that extra WOW factor, there is also an option to choose the pebbles fuel bed. Other available upgrades include Wi-Fi and anti-reflective glass.





Appliance name		Trimline 100 Front/Tunnel		
Appliance type	Balanced flue built-in gas fires (C11, C31, C91)			
Purpose	Ambient heating, real flames			
Engine identification	1135(T), 1136(F)			
Gas type -pressure	Natural gas G25.3 – 25 mbar	Natural gas G20 – 20 mbar	LPG G30/31– 28-50 mbar	
Heat input (kW)	10.7	11.1	9.3	
Heat output max (kW)	8.8	9.4	7.9	
Heat output min (kW)	2.6	2.5	2.0	
Consumption (m ³ /h and kg/h LPG)	1.3	1.0	0.6	
Efficiency (%)	82	84	84	
Flue lay out wall termination	Indirect 1m vertical and max 5.5m horizontal			
Weight (kg)	120			
Efficiency class EN613	1			
Efficiency label EN613	B			
Energy label highest efficiency	B			
NOx Class	5			
PIN ID CE	0461CN1009			
Gas connection	3/8" outside connection			
Electrical connection	6VDC battery powered			
Gas control system	Mertik Maxitrol SYMAX B6R radio controlled 866 mHz			
Safety	Thermocouple flame supervision and pressure hatches			
Heat distribution	Internal convection system			
Connectivity	Optional App control (Android and IOS), wall switch and domotica connection			
Flue type and diameter	Holetherm-CC concentric flue 100-150mm			
Standard supplied	Adjustable legs – Convection chamber and grills – Wall brackets – Log set			
Optional	See product specifications			
Remarks	Always use non-combustible construction materials such as metal stud framing and fireboard cladding			

Installation details

Concentric flue system

Using the THC-CC double wall chimney system the flue gases are safely transported to the outside and fresh combustion-air is pulled inside the appliance. Balanced flue appliances can be installed using a wall terminal so no traditional chimney is needed. THC-CC is made of high quality stainless steel and approved according CE standards in combination with the Trimline appliances.



Balanced flue gas fire

One of the most innovative aspects of the Trimline 100 Front/Tunnel is that there is no need for an existing chimney to be present. This is all down to the clever features of our balanced flue gas fire, that is fully room sealed. Not only does this make for a highly efficient and safe appliance, but when combined with our concentric flue system, our fires can be positioned in virtually any part of your home with a relatively simple 'chimney breast' built around it. A direct wall outlet from the back of the fire makes the installation even easier.